

RCU code of LX-UH1

1. Code Table

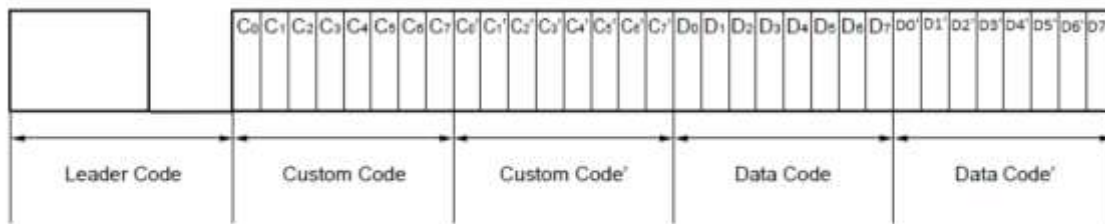


KEY NAME	Custom code (HEX)	Custom code' (HEX)	DATA CODE (HEX)	DATA CODE' (HEX)
INPUT	00	6A	5E	A1
LIGHT	-	-	-	-
POWER	00	6A	40	BF
NATURAL	00	6A	61	9E
CINEMA	00	6A	63	9C
DYNAMIC	00	6A	6B	94
USER1	00	6A	6E	91
USER2	00	6A	79	86
GAMMA	00	6A	8D	72
HIDE	00	6A	58	A7
UP	00	6A	47	B8
TEST	00	6A	8F	70
LEFT	00	6A	49	B6
OK	00	6A	5A	A5
RIGHT	00	6A	4A	B5
MENU	00	6A	41	BE
DOWN	00	6A	48	B7
BACK	00	6A	90	6F
BRIGHTNESS	00	6A	94	6B
CONTRAST	00	6A	9A	65
POWER ON (for Remote only)	00	6A	80	7F
POWER OFF (for Remote only)	00	6A	84	7B
HDMI 1(Direct Input Sel.) (for Remote only)	00	6A	50	AF
HDMI 2(Direct Input Sel.) (for Remote only)	00	6A	55	AA
RGB(Direct Input Sel.) (for Remote only)	00	6A	59	A6

7/13 Add

2.Code Format

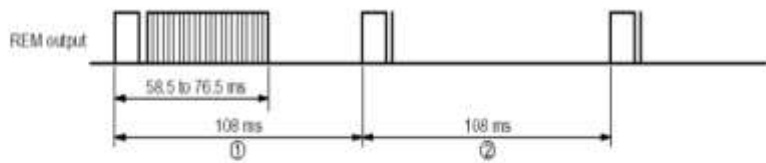
1.JR Transmission Format:



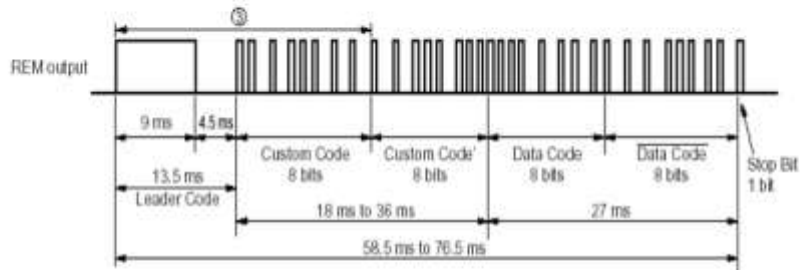
2.One-shot Command Transmission Mode

- When $f_{osc} = 3.64\text{MHz}$

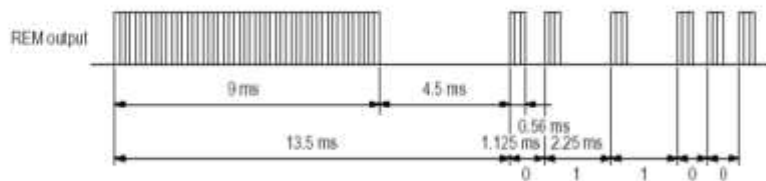
(1) Remote (REM) output (from stage ②, trans. 95.19ms occurs only when key is kept depressed)



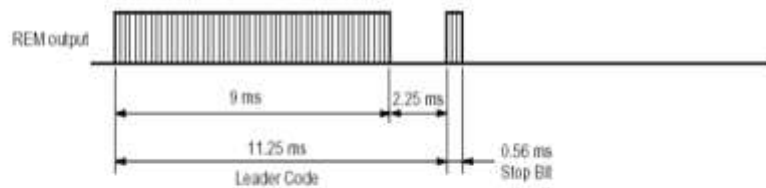
(2) Magnification of stage ①



(3) Magnification of waveform ③



(4) Magnification of waveform ②



(5) Carrier waveform (Magnification of HIGH period of codes)

